





مهارات رياضية




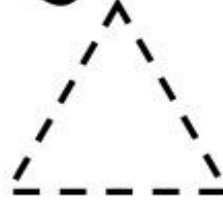
اسم الطفل:

الفصل:

تتبع الخطوط



الخطوط

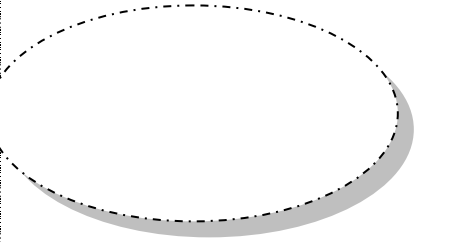
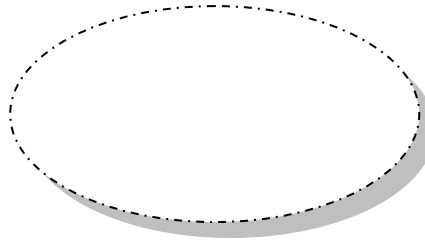
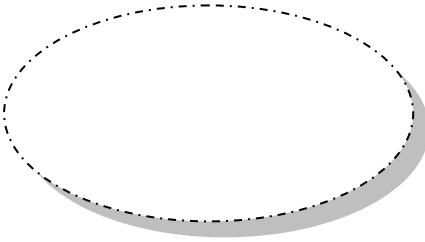
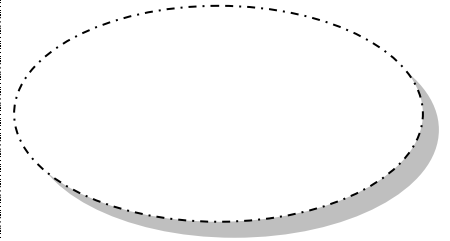
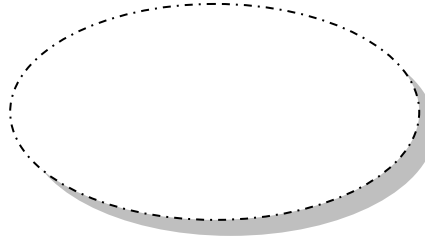
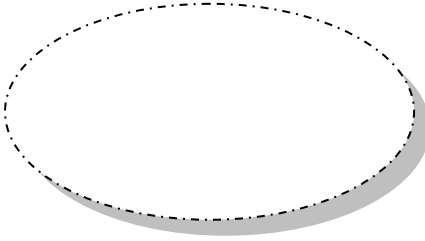


1

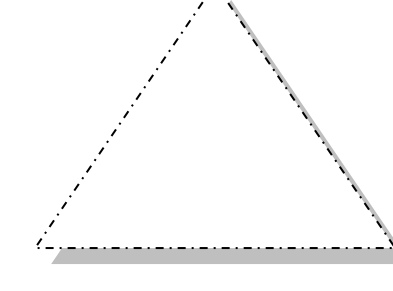
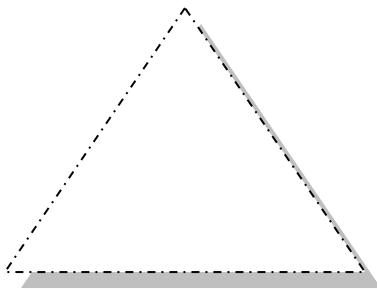
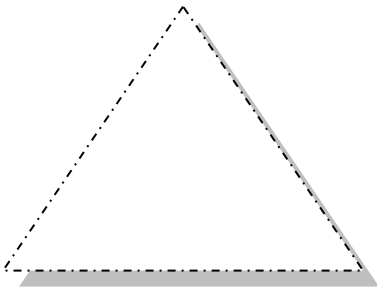
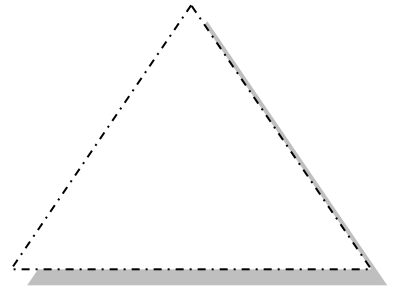
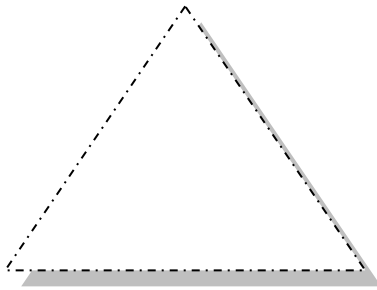
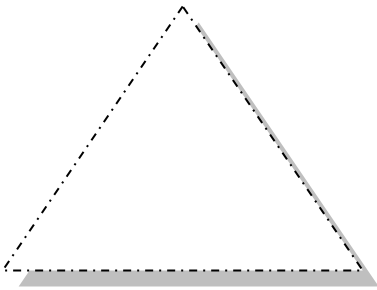
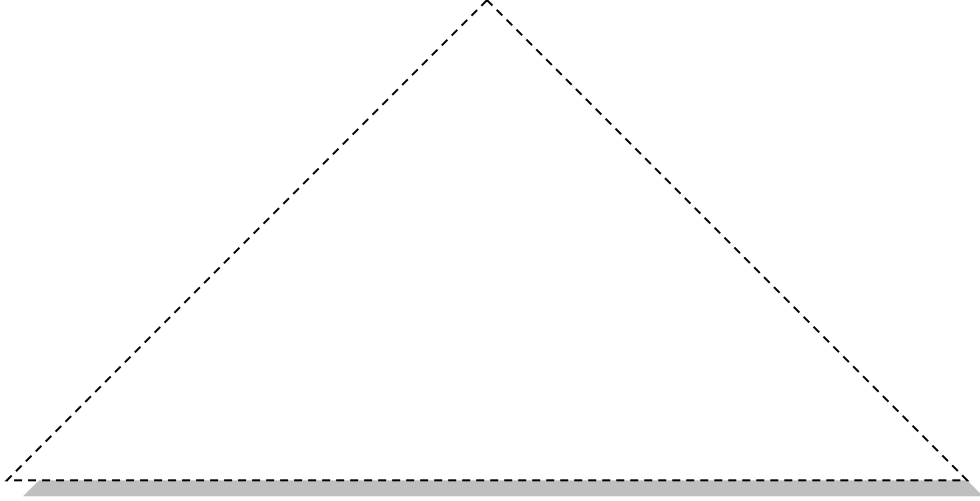
٣

اعداد/ أميرة طنطاوى


*ارسم بقلمك على الاشكال





* ارسم بقلمك على الاشكال



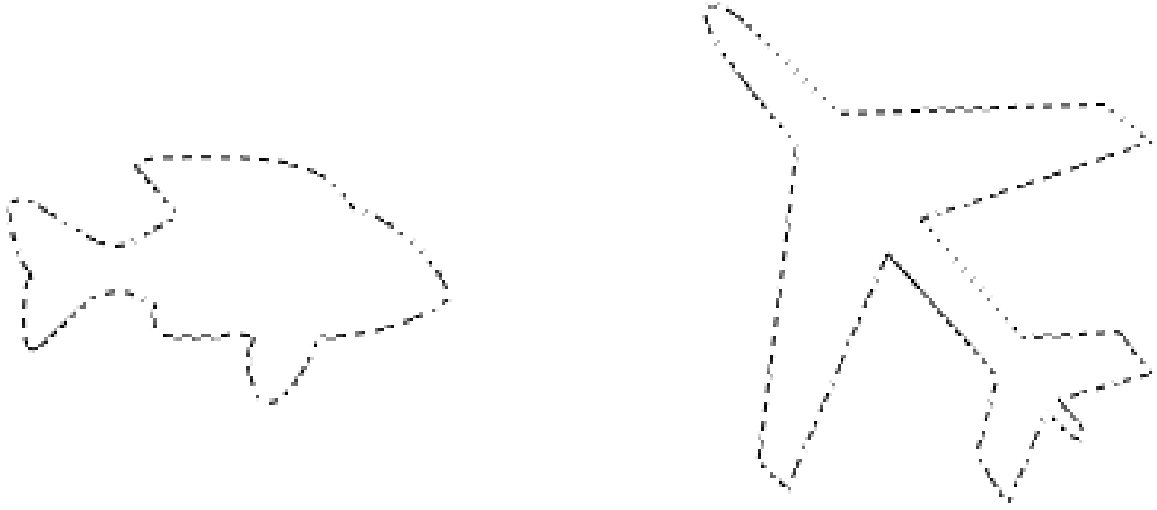
*ارسم بقلمك على الاشكال





* ارسم بقلمك على الاشكال المنقطة:



*ارسم بقلمك على الاشكال المنقطة:




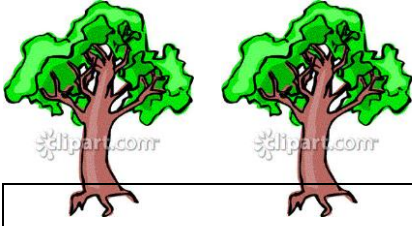




*رقم (١) :

١	١	١





* رقم (٢) :

٢	٢	٢

مراجعة على رقم ١ ، ٢

٢	١

((تدريب))

* وصل:






٢



١

* اكتب الرقم الدال على الصورة:









*رقم (٣) :


٣	٣	٣





*رقم (٤) :

٤	٤	٤





*رقم (٥) :

٥	٥	٥

مراجعة على رقم ٣ ، ٤ ، ٥

٥	٤	٣

((تاريب))


* وصل:



٣








٤



٥

* اكتب الرقم الدال على الصورة:



٢٢

اعداد/ أميرة طنطاوى

((تدريب من رقم ١ إلى ٥))

* عد ووصل بالرقم المناسب:




٥



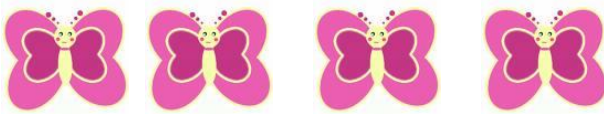
٢



٤




٣



١

* أكمل:








*اختر الرقم المناسب من بين الأرقام:



(٥-٢-١)*




(٤-٢-٣)*



(٥-٤-٣)*



(٥-٣-٤)*

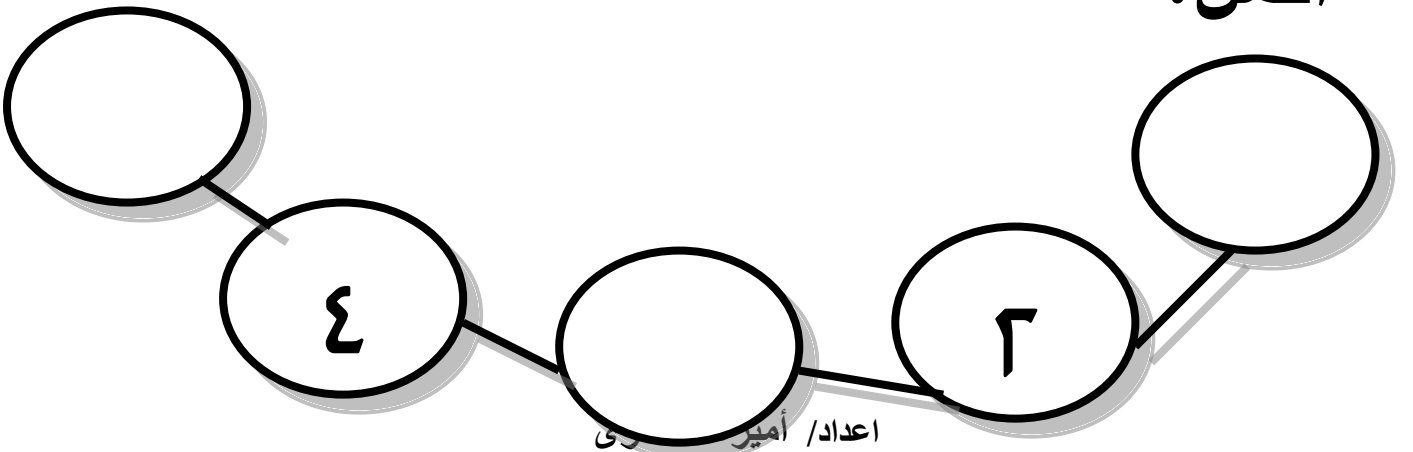


(٥-٣-١)*


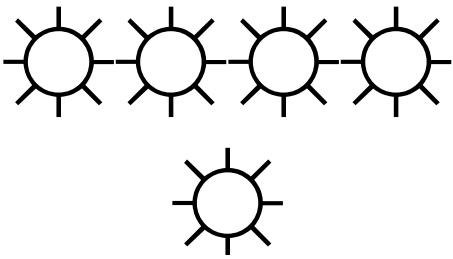



(٣-٤-٢)*

*أكمل:



* عد وأكتب الرقم المناسب:









*رقم (٦) :


٦	٦	٦

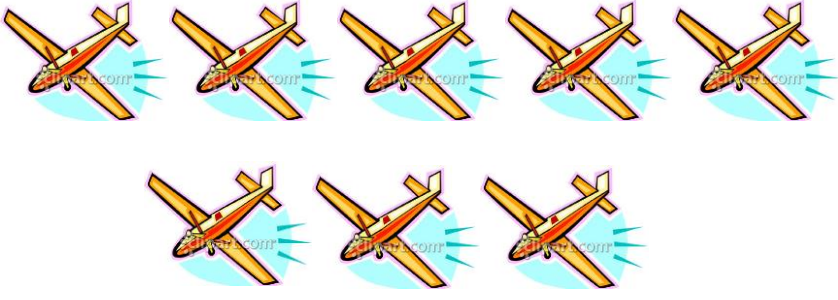




*رقم (٧) :

٧	٧	٧






*رقم (٨) :

٨	٨	٨

((تدريب))

* أكمل:




((تدریب))

*أكمل:




٥




٧



٣



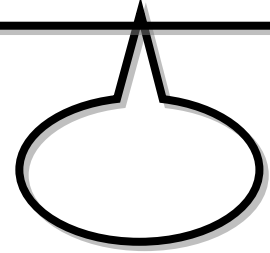
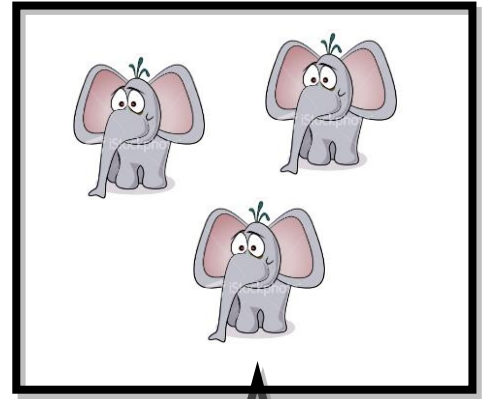
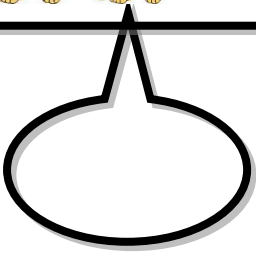

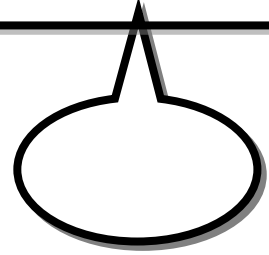

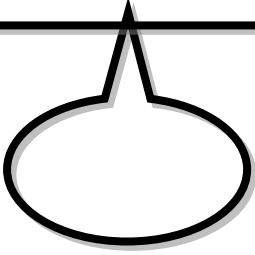
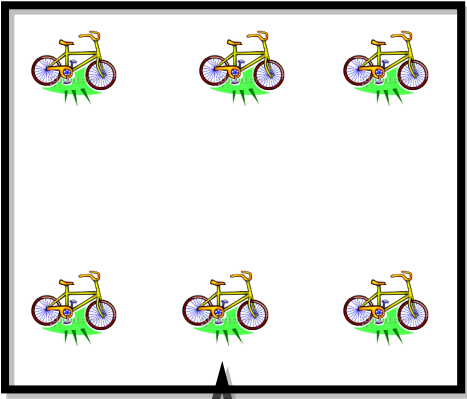
٤



٨

((تدريب))

* أكتب العدد المناسب:



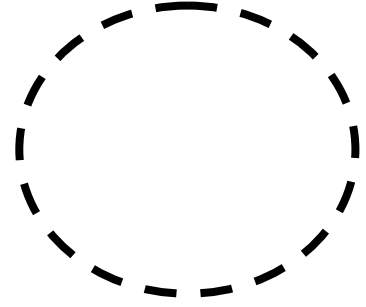



((الاشكال الهندسية))



((الدائرة))

*أكمل:

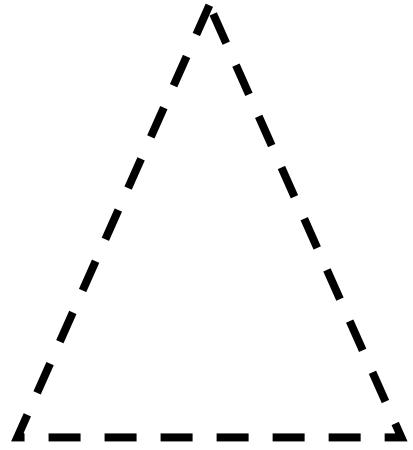
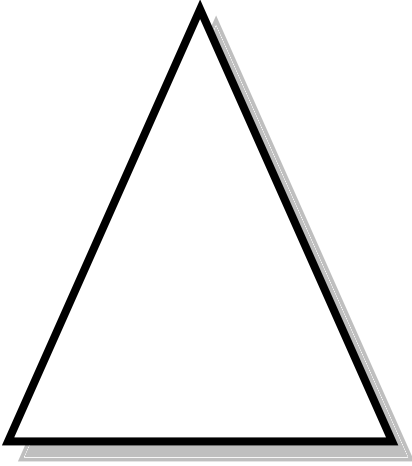


*ضع دائرة حول كل ما هو يشبه الدائرة:




((المثلث))

*أكمل:



*ضع دائرة حول كل ما هو يشبه المثلث:




((المستطيل))

*أكمل:



*ضع دائرة حول كل ما هو يشبه المستطيل:





((المربع))


*أكمل:



*ضع دائرة حول كل ما هو يشبه المربع:








*رقم (٩) :

٩	٩	٩






*رقم (١٠):

١٠	١٠	١٠

((تَرِيب))

*وصل:



٢




١٠




٤



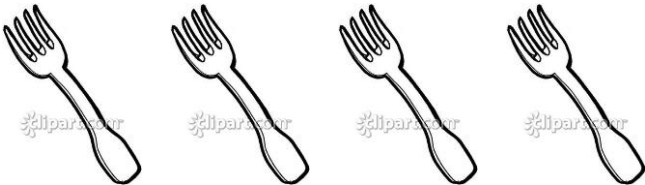
٩



٦



٥



٨

٤٤

اعداد/ أميرة طنطاوى

*أكمل:

			٢	
--	--	--	---	--

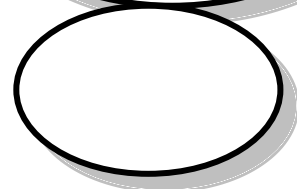



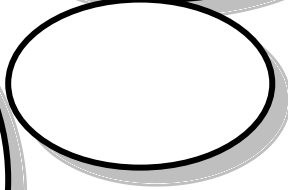
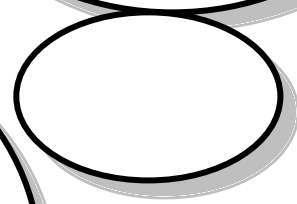

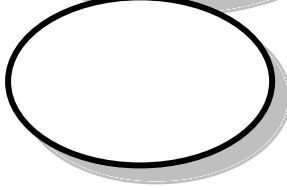

			٤			١
--	--	--	---	--	--	---

		٥			٢
--	--	---	--	--	---


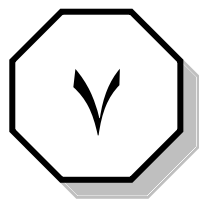
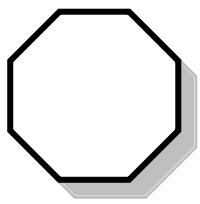
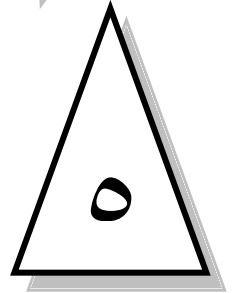




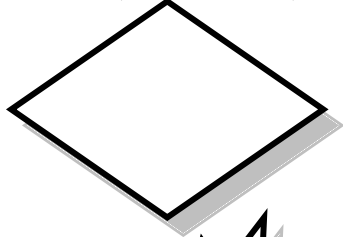





		٦			٣
--	--	---	--	--	---

		٧		٥
--	--	---	--	---

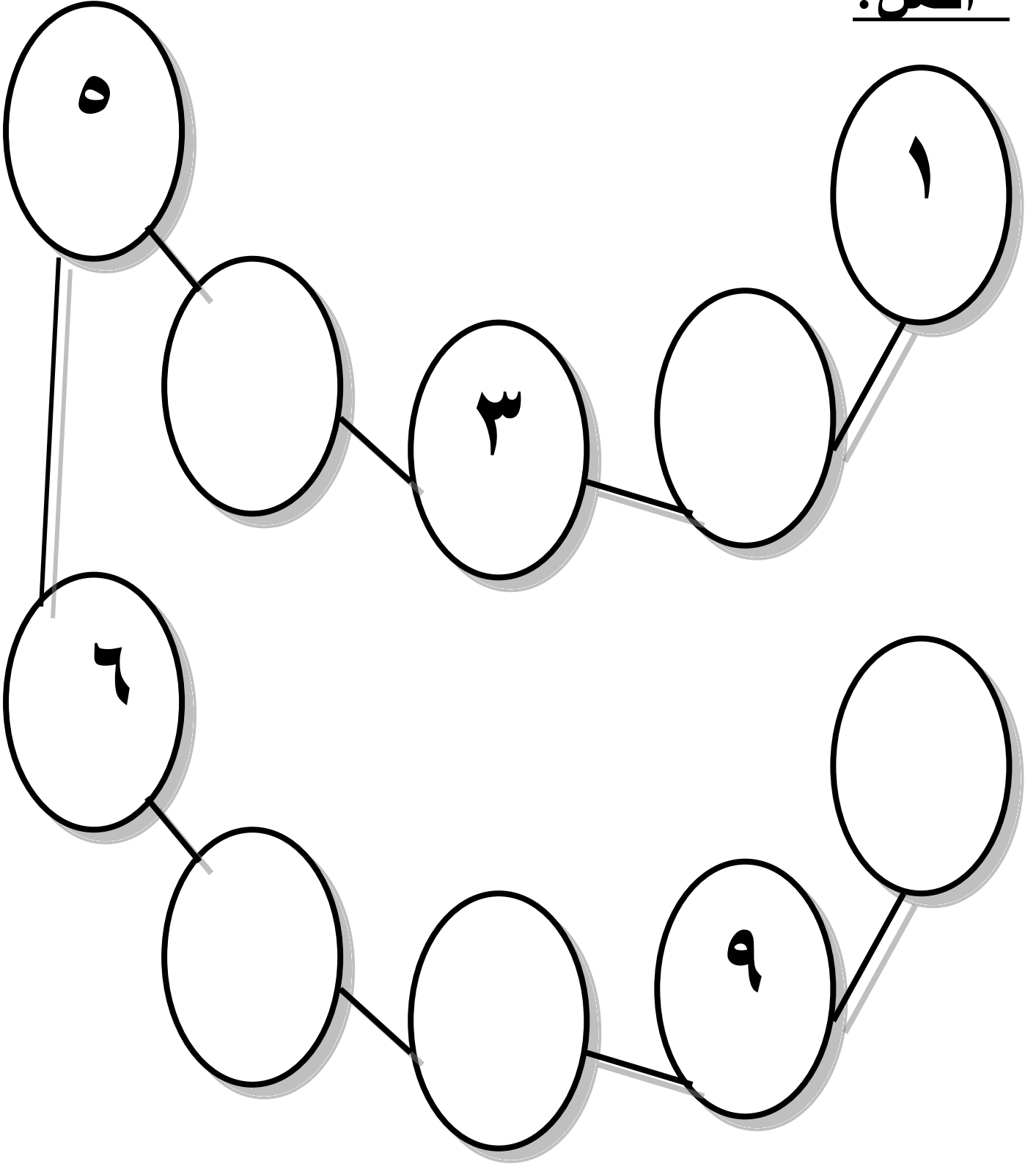
* عد وأكتب الرقم:



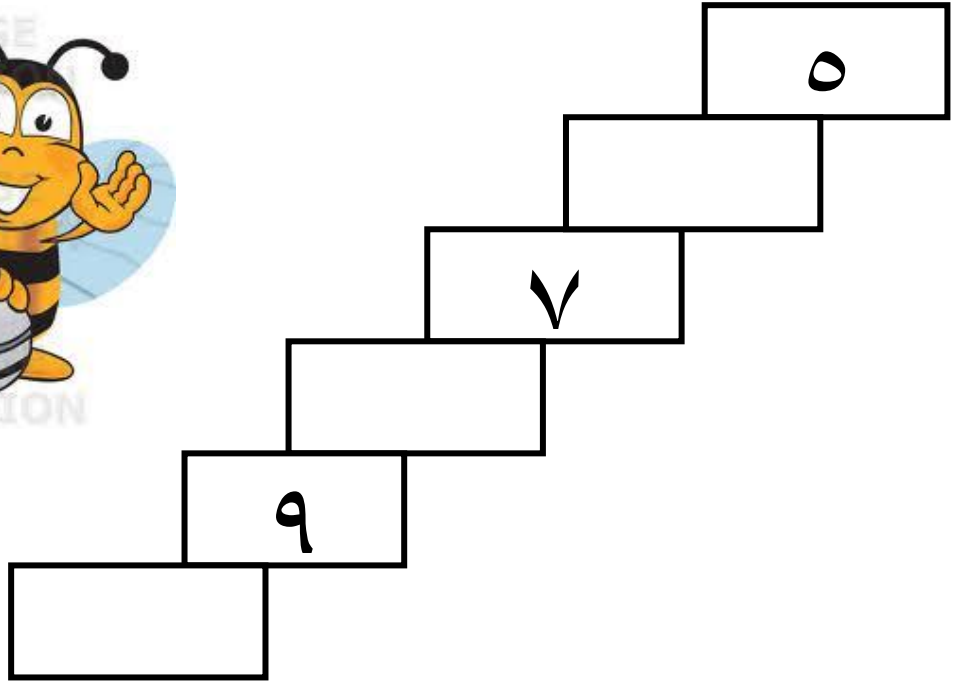
* أكتب الرقم الذي يلي هذا الرقم:



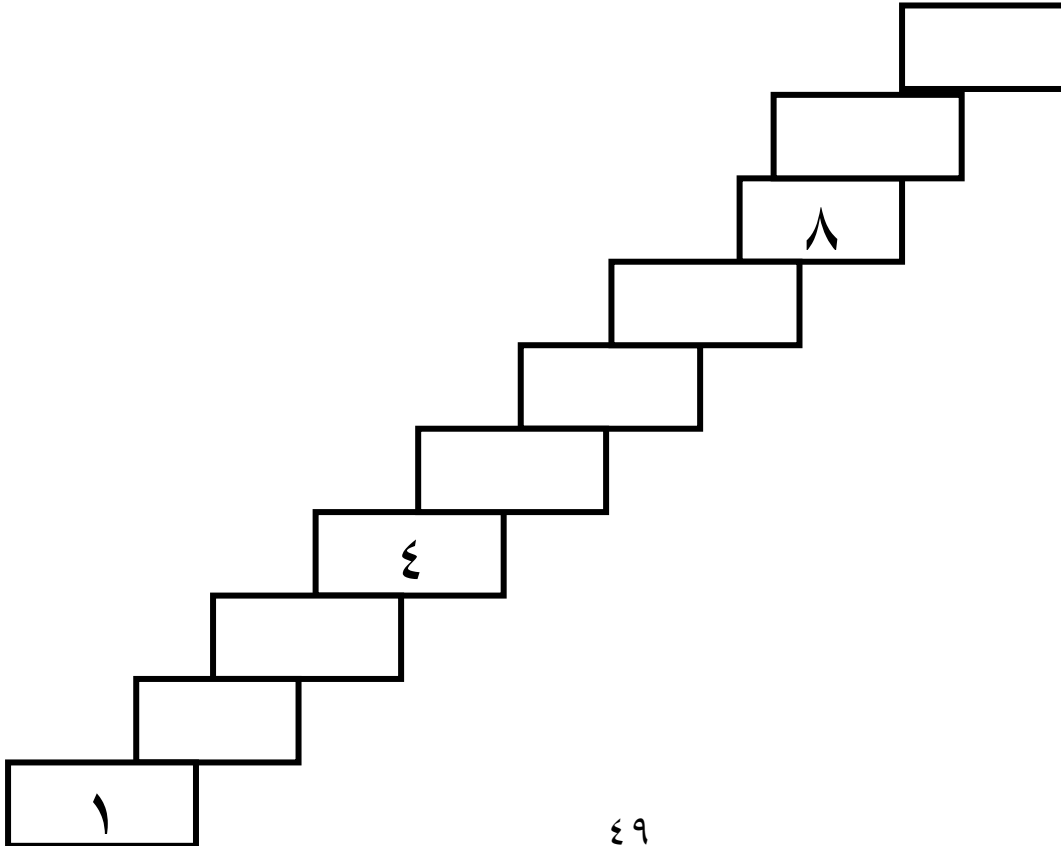
*أكمل:



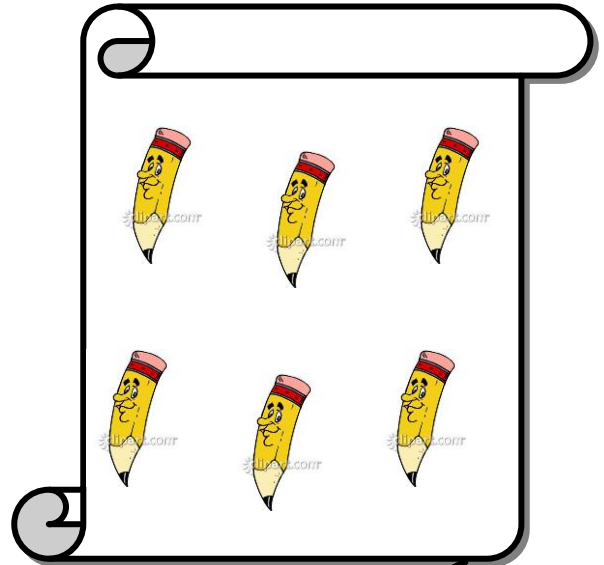



*أكمل:







*أكمل:



* عدد واكتب الرقم:




* عدد واكتب الرقم:





رقم (١١) :

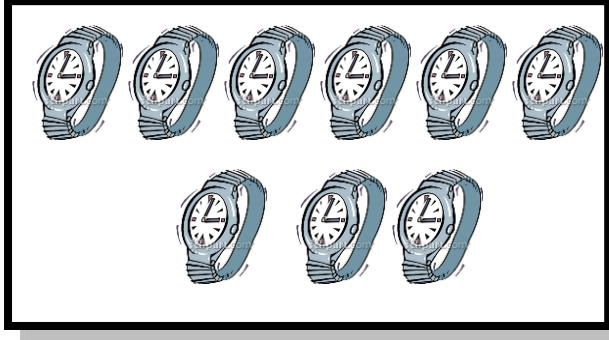
١	١	١




*رقم (١٢):

١٢	١٢	١٢


*وصل:



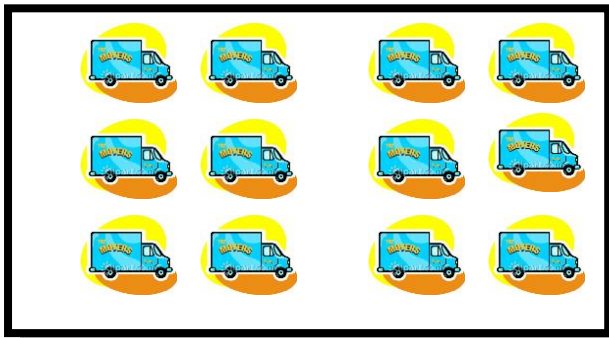
١٠



١١



١٢



٩


*أكتب الرقم الذي يلي هذا الرقم:

٨

٩

١٠

١١




*رقم (١٣):

١٣	١٣	١٣



*رقم (١٤):

١٤	١٤	١٤




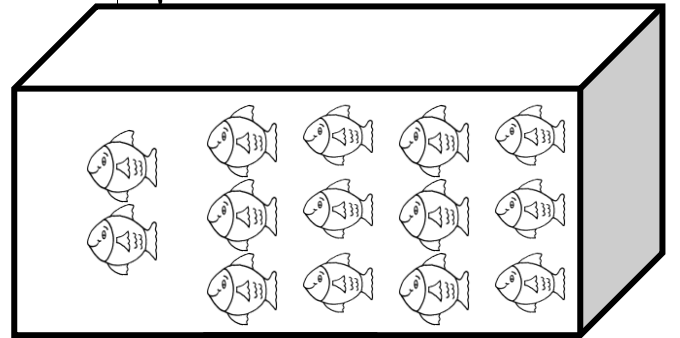

*رقم (١٥):

١٥	١٥	١٥

*أكمل:

			٢	
				٦
			١٢	

*عد واكتب الرقم:




اعداد/ أميرة طنطاوى


*اختر مما بين الاقواس:




(١٤ - ١٢ - ١٣)



(١٣ - ١٥ - ١٤)



(١٤ - ١٢ - ١٣)



(١٣ - ١٢ - ١١)

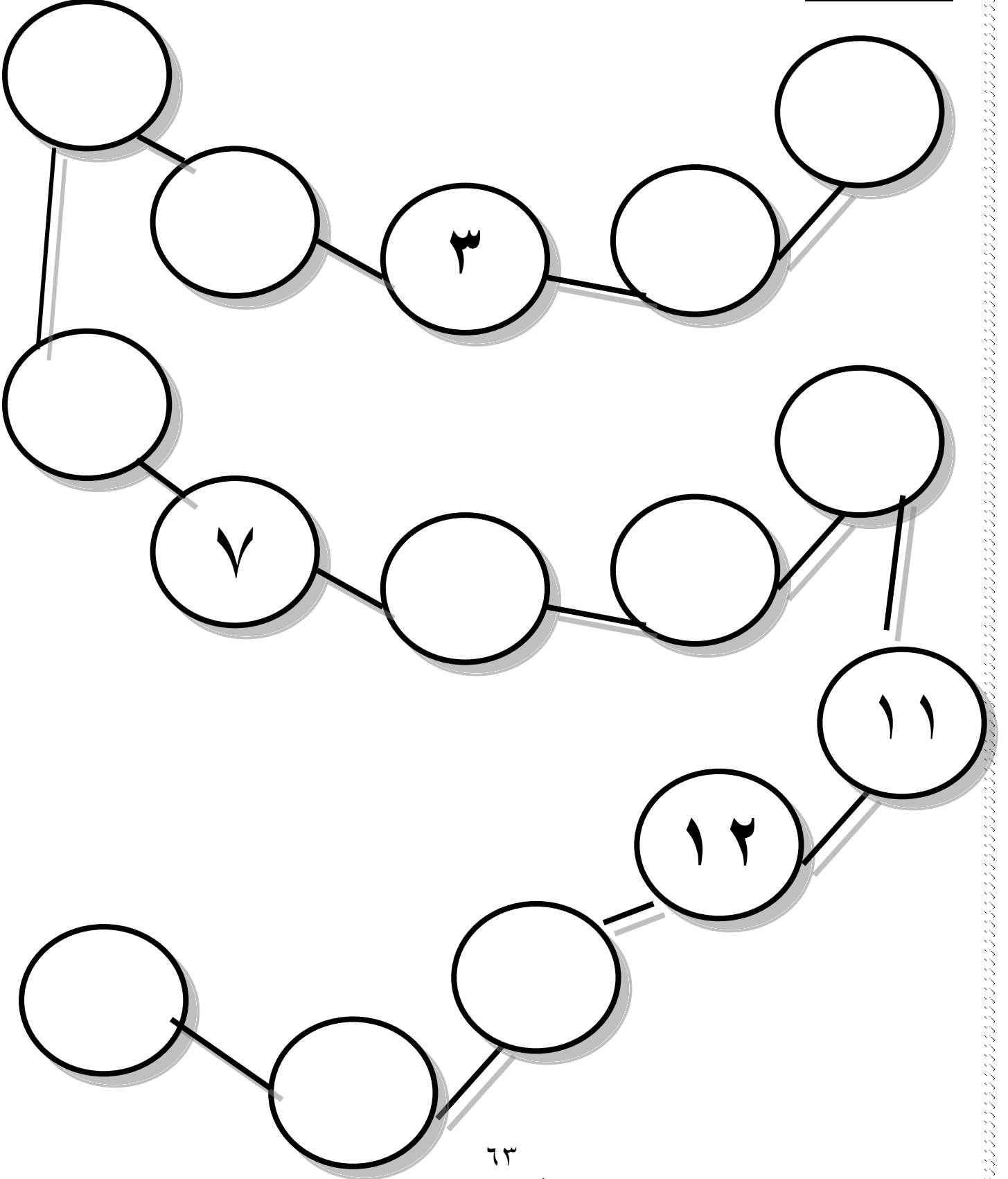
*أكمل:

١

*أكمل:

١١

*أكمل:






نموذج امتحان (١)




*أكمل:

			٤			١
--	--	--	---	--	--	---

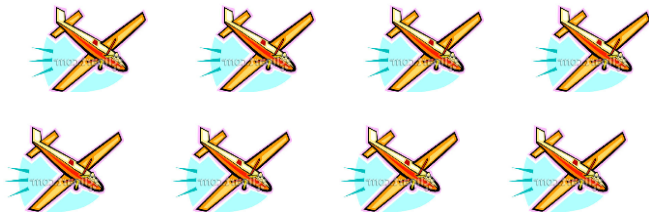
*عد واكتب الرقم:




*اكتب الرقم الذي يلي هذا الرقم:




*وصل:



٩



٨



١٠

٦٥

اعداد/ أميرة طنطاوى

نموذج امتحان (٢)


*أكمل:

					٦
--	--	--	--	--	---


*اختر مما بين الأقواس:




(١٤ - ١٢ - ١٣)



(١٣ - ١٥ - ١٤)



(١٤ - ١٢ - ١٣)




(١٣ - ١٢ - ١١)

*وصل:



١٢



١٠



١٢

*أكتب الرقم الذي يلي هذا الرقم:



dreamstime.